




RAG Indicator Criteria

Indicator	Definition	Action
	<ul style="list-style-type: none"> The project is performing to plan 	No action required
	<ul style="list-style-type: none"> Time, Cost or Scope are at risk Deviation is within agreed tolerances Situation can be dealt with by Project Manager or Project Delivery team 	Project Sponsor and Steering Group need to be notified
	<ul style="list-style-type: none"> Time, Cost or Scope exceed tolerances set by the Project Board Situation cannot be solely dealt with by Project Manager or Project Team and Senior Management involvement is required 	Immediate escalation to Project Sponsor and consult whether an emergency Steering Group is required.

Overall	Green if all RAG indicators are Green or 1 is Amber
	Amber if 2 or more RAG indicators are Amber and no Red indicator
	Red if any indicators are Red

Cost	<ul style="list-style-type: none"> Green if variance % is equal to 0%. Amber if variance % is between 0% and 5%. Red if variance % is greater than 5%.
Schedule	<ul style="list-style-type: none"> Green if all key / major milestones are on target. Amber if one or more key / major milestones is delayed between 0 and 10% of the overall schedule duration. Red if one or more key / major milestones are delayed by more than 10%.
Scope	<ul style="list-style-type: none"> Green if Scope is baselined and variations in Scope have 0% impact on Schedule and/or Cost. Amber if Scope is baselined and variations in Scope have between 0% and 5% impact on Schedule and/or Cost. Red if Scope is not baselined or variations in Scope has greater than 5% impact on Schedule and/or Cost.
Issues	<ul style="list-style-type: none"> Green if all open Issues have effective treatment plans which result in residual impacts being within accepted tolerances for Cost, Schedule and Scope. Amber if all open Issues have effective treatment plans which result in residual Impacts that will cause Cost, Schedule or Scope to be Amber. Red if all open Issues have effective treatment plans which result in residual impacts that will cause Cost, Schedule or Scope to be Red.
Risks	<ul style="list-style-type: none"> Green if all open Risks have effective mitigation plans which result in residual Risks being within accepted tolerances for Cost, Schedule and Scope. Amber if all open Risks have effective mitigation plans which result in residual Risks that could cause Cost, Schedule and Scope to be Amber. Red if all open Risks have effective mitigation plans which result in residual Risks that could cause Cost, Schedule and Scope to be Red.

PROJ
→
↑
↓

BRAG – Black is added to denote a showstopping/catastrophic event, e.g. a supplier going out of business
PRAG – Purple indicates a situation that is worse than red, but only applies for a short period, e.g. a disaster recovery situation but things will return to normal
RAGB – Blue is included for activities that have been successfully completed
RAGG – Grey is added to indicate not yet started